

- + Ultrakompakt 80 x 40 x 22 mm
Ultra compact 80 x 40 x 22 mm
- + Bis zu 32 W oder 2 x 13 W
Up to 32 W or 2 x 13 W
- + Einzigartig! 2-flammig
Unique! Double lamp output




Der
Klassiker
The
classic

Darf es ein bisschen mehr sein?
May it be a little more?

Kompakt II

Luxtronic®

Mehr Leistung in kleinerer Bauform!
Best in class – less in volume!



- + **Abmessungen 80 x 40 x 22 mm – Ideal für hochintegrierte Leuchten**
 - + **Lebensdauer von 70.000 h bei ta = 60 °C**
Wirtschaftlich: Reduziert die Austauschkosten
 - + **Temperaturbereich -15 °C – 60 °C**
Deshalb geeignet für enge Einbauräume
 - + **Durchkontaktierte Leiterplatte**
Extra hohe mechanische Festigkeit
 - + **Geeignet für den Einsatz in Notbeleuchtungsanlagen und mit Bewegungsmeldern**
- + **Dimensions 80 x 40 x 22 mm – perfect for highly integrated luminaires**
 - + **Service life of 70,000 h at ta = 60 °C**
economic: reduces replacement cost
 - + **Temperature range -15 °C – 60 °C**
therefore suitable for narrow construction areas
 - + **Double sided PCB for extra high mechanical strength**
 - + **Suitable for emergency lighting applications and PIRsensor applications**

Technische Daten

Abmessungen:	80 x 40 x 22 mm
Temperaturbereich:	-15 °C – 60 °C
Lebensdauer:	70.000 h bei ta = 60 °C
Versorgungsspannung:	220 V – 240 V, 0/50 – 60 Hz
Vorheizstart:	< 1s
Zertifikat:	ENEC, CE

Technical Data

Dimensions:	80 x 40 x 22 mm
Temperature range:	-15 °C – 60 °C
Service life:	70,000 h at ta = 60 °C
Voltage range:	220 V – 240 V, 0/50 – 60 Hz
Preheat start:	< 1s
Certificate:	ENEC, CE



Sie benötigen ein Muster oder eine besondere Ausführung ?

You need a sample or a different version, you have questions or ideas ?

Vorname, Name Prenom, name

Firma Company

Straße Street

PLZ/Ort CIP code

Land Country

Muster Best.-Nr.: Sample part.-no.:

Anruf call me

Hadler GmbH

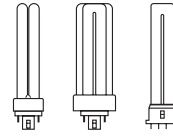
Fritzlärer Straße 19
34587 Felsberg-Neuenbrunslar
Tel.: +49 5662 9399-0
Fax: +49 5662 9399-29
E-Mail: info@hadler-gmbh.de

www.luxtronic.de



Mehr Informationen finden Sie unter:
www.luxtronic.de/Kompakt_II

Luxtronic®



10 / 13 W
230 V

Technical data

Lamp type	TC - DEL / TC - TEL / TC-SEL
Lamp start	Warm start < 1 s
Mains voltage range	220 - 240 V, 0 / 50 - 60 Hz
AC voltage range	176 to 264 V
DC voltage range ¹⁾	176 to 264 V
Ambient temperature range t_a	- 20 °C to 60 °C
Case temperature t_c	75 °C
Temperature protection	
RI supression	EN 55015
Line harmonics	EN 61000-3-2
Immunity	EN 61547
Safety	EN 61347-1 and 2-3
Function	EN 60929
EOL Test circuit	acc. EN 61347-2-3 17.2 and .3
Approval marks	
Interface	n. a.
Control current	n. a.
Dimming range	n. a.
Emergency lighting acc. VDE 0108	suitable, EBLF 100 %
Wire cross-section	0.5 to 1.5 mm ²
Order number	3 P 113 25 0

Dimensions

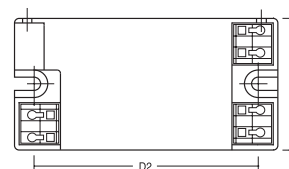
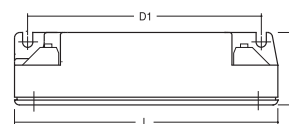
Length x Width x Height	80 x 40 x 22 mm
Mounting holes distances D1, D2	71, 68 - 75 mm
Weight	0.065 kg
Packaging unit	44 pcs.

Product features

Automatic restart after lamp replacement
ECG with active power factor correction.

Remarks

¹⁾ Battery voltage may drop to 176 V
Starting voltage > 198 V



Technical data

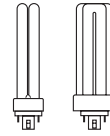
Lamp power	Lamp type	EEL	at 230 V / 50 Hz	
			Current	λ
1 x 7 W	TC - SEL	A2BAT	0.04 A	
1 x 9 W	TC - SEL	A2BAT	0.05 A	
1 x 10 W	TC - DEL	A2BAT	0.05 A	
1 x 11 W	TC - SEL	A2BAT	0.07 A	
1 x 13 W	TC - DEL	A2BAT	0.07 A	0,90 C
1 x 13 W	TC - TEL	A2BAT	0.07 A	0,90 C

No. of ECG per circuit

Typ	pcs.
B 10 (10 A)	
C 10 (10 A)	
B 16 (16 A)	30
C 16 (16 A)	

Expected lifetime

Lamp power	Lamp type	ta	40 °C	50 °C	55 °C	60 °C	65 °C	70 °C	75 °C	80 °C
1 x 13 W	TC - DEL	tc				75 °C				
		Lifetime				>100,000 h				
1 x 13 W	TC - TEL	tc				75 °C				
		Lifetime				>100,000 h				


18 W
230 V

Technical data

Lamp type	TC - DEL / TC - TEL
Lamp start	Warm start < 1 s
Mains voltage range	220 - 240 V, 0 / 50 - 60 Hz
AC voltage range	176 to 264 V
DC voltage range ¹⁾	176 to 264 V
Ambient temperature range ta	- 20 °C to 60 °C
Case temperature tc	75 °C
Temperature protection	
RI supression	EN 55015
Line harmonics	EN 61000-3-2
Immunity	EN 61547
Safety	EN 61347-1 and 2-3
Function	EN 60929
EOL Test circuit	acc. EN 61347-2-3 17.2 and .3
Approval marks	
Interface	n. a.
Control current	n. a.
Dimming range	n. a.
Emergency lighting acc. VDE 0108	suitable, EBLF 100 %
Wire cross-section	0.5 to 1.5 mm ²
Order number	3 P 118 25 0

Dimensions

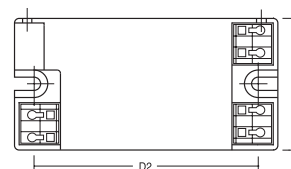
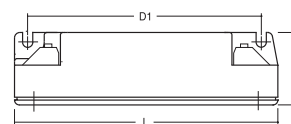
Length x Width x Height	80 x 40 x 22 mm
Mounting holes distances D1, D2	71, 68 - 75 mm
Weight	0.065 kg
Packaging unit	44 pcs.

Product features

Automatic restart after lamp replacement
 ECG with active power factor correction.

Remarks

¹⁾ Battery voltage may drop to 176 V
 Starting voltage > 198 V



Technical data

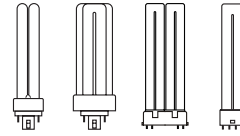
Lamp power	Lamp type	EEL	at 230 V / 50 Hz	
			Current	λ
1 x 18 W	TC - DEL	A2BAT	0.09 A	0,96
1 x 18 W	TC - TEL	A2BAT	0.09 A	0,96

No. of ECG per circuit

Typ	pcs.
B 10 (10 A)	
C 10 (10 A)	
B 16 (16 A)	30
C 16 (16 A)	


Expected lifetime

Lamp power	Lamp type	ta	40 °C	50 °C	55 °C	60 °C	65 °C	70 °C	75 °C	80 °C
			1 x 18 W	TC - DEL	tc				75 °C	
		Lifetime				80,000 h				
1 x 18 W	TC - TEL	tc				75 °C				
		Lifetime				80,000 h				



18 W
230 V

Technical data

Lamp type	TC - DEL / TC - TEL / TC-L / TC-F
Lamp start	Warm start < 1 s
Mains voltage range	220 - 240 V, 0 / 50 - 60 Hz
AC voltage range	176 to 264 V
DC voltage range ¹⁾	176 to 264 V
Ambient temperature range t_a	- 20 °C to 60 °C
Case temperature t_c	80 °C
Temperature protection	
RI supression	EN 55015
Line harmonics	EN 61000-3-2
Immunity	EN 61547
Safety	EN 61347-1 and 2-3
Function	EN 60929
EOL Test circuit	acc. EN 61347-2-3 17.2 and .3
Approval marks	
Interface	n. a.
Control current	n. a.
Dimming range	n. a.
Emergency lighting acc. VDE 0108	suitable, EBLF 100 %
Wire cross-section	0.5 bis 1.5 mm ²
Order number	3 P 126 25 0

Dimensions

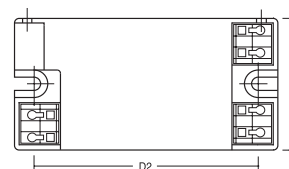
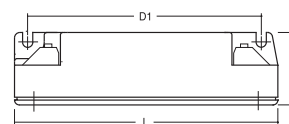
Length x Width x Height	80 x 40 x 22 mm
Mounting holes distances D1, D2	71, 68 - 75 mm
Weight	0.065 kg
Packaging unit	44 pcs.

Product features

Automatic restart after lamp replacement
ECG with active power factor correction.

Remarks

¹⁾ Battery voltage may drop to 176 V
Starting voltage > 198 V



Technical data

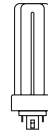
Lamp power	Lamp type	EEL	at 230 V / 50 Hz	
			Current	λ
1 x 18 W	TC - L	A2	0.08 A	
1 x 18 W	TC - F	A2	0.08 A	
1 x 24 W	TC - L	A2	0.11 A	0.98
1 x 24 W	TC - F	A2	0.11 A	0.98
1 x 26 W	TC - DEL	A2	0.12 A	0.98
1 x 26 W	TC - TEL	A2	0.12 A	0.98

No. of ECG per circuit

Typ	pcs.
B 10 (10 A)	
C 10 (10 A)	
B 16 (16 A)	30
C 16 (16 A)	

Expected lifetime

Lamp power	Lamp type	ta	40 °C	50 °C	55 °C	60 °C	65 °C	70 °C	75 °C	80 °C
			1 x 26 W	TC - DEL	tc				80 °C	
		Lifetime				50,000 h				
1 x 26 W	TC - TEL	tc				80 °C				
		Lifetime				50,000 h				



32 W
230 V

Technical data

Lamp type	TC - TEL
Lamp start	Warm start < 1 s
Mains voltage range	220 - 240 V, 0 / 50 - 60 Hz
AC voltage range	176 to 264 V
DC voltage range ¹⁾	176 to 264 V
Ambient temperature range ta	- 20 °C to 50 °C
Case temperature tc	70 °C
Temperature protection	
RI supression	EN 55015
Line harmonics	EN 61000-3-2
Immunity	EN 61547
Safety	EN 61347-1 and 2-3
Function	EN 60929
EOL Test circuit	acc. EN 61347-2-3 17.2 and .3
Approval marks	
Interface	n. a.
Control current	n. a.
Dimming range	n. a.
Emergency lighting acc. VDE 0108	suitable, EBLF 100 %
Wire cross-section	0.5 to 1.5 mm ²
Order number	3 P 132 25 0

Dimensions

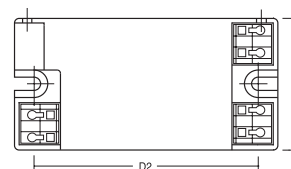
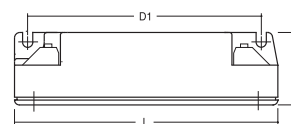
Length x Width x Height	80 x 40 x 22 mm
Mounting holes distances D1, D2	71, 68 - 75 mm
Weight	0.065 kg
Packaging unit	44 pcs..

Product features

Automatic restart after lamp replacement
ECG with active power factor correction.

Remarks

¹⁾ Battery voltage may drop to 176 V
Starting voltage > 198 V



Technical data

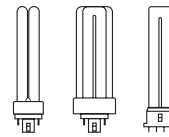
Lamp power	Lamp type	EEL	at 230 V / 50 Hz	
			Current	λ
1 x 32 W	TC - TEL	A2BAT	0.14 A	0.98

No. of ECG per circuit

Typ	pcs.
B 10 (10 A)	
C 10 (10 A)	
B 16 (16 A)	30
C 16 (16 A)	

Expected lifetime

Lamp power	Lamp type	ta	40 °C	50 °C	55 °C	60 °C	65 °C	70 °C	75 °C	80 °C
			1 x 32 W	TC - TEL	tc		70 °C			
		Lifetime		80,000 h						



2 x 9 - 13 W
230 V

Technical data

Lamp type	TC - DEL / TC - TEL / TC - SEL
Lamp start	Warm start < 1 s
Mains voltage range	220 - 240 V, 0 / 50 - 60 Hz
AC voltage range	176 to 264 V
DC voltage range ¹⁾	176 to 264 V
Ambient temperature range ta	- 20 °C to 60 °C
Case temperature tc	75 °C
Temperature protection	
RI supression	EN 55015
Line harmonics	EN 61000-3-2
Immunity	EN 61547
Safety	EN 61347-1 and 2-3
Function	EN 60929
EOL Test circuit	acc. EN 61347-2-3 17.2 and .3
Approval marks	
Interface	n. a.
Control current	n. a.
Dimming range	n. a.
Emergency lighting acc. VDE 0108	suitable, EBLF 100 %
Wire cross-section	0.5 to 1.5 mm ²
Order number	3 P 213 22 0

Dimensions

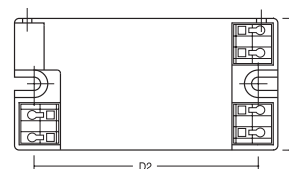
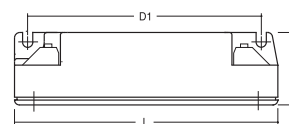
Length x Width x Height	80 x 40 x 22 mm
Mounting holes distances D1, D2	71, 68 - 75 mm
Weight	0.065 kg
Packaging unit	44 pcs.

Product features

Automatic restart after lamp replacement.
ECG with active power factor correction.

Remarks

¹⁾ Battery voltage may drop to 176 V
Starting voltage > 198 V



Technical data

Lamp power	Lamp type	EEL	at 230 V / 50 Hz	
			Current	λ
2 x 9 W	TC - SEL	A2BAT	0.08 A	
2 x 10 W	TC - DEL	A2BAT	0.10 A	
2 x 11 W	TC - SEL	A2BAT	0.12 A	
2 x 13 W	TC - DEL	A2BAT	0.14 A	0.98
2 x 13 W	TC - DEL	A2BAT	0.14 A	0.98

No. of ECG per circuit

Typ	pcs.
B 10 (10 A)	
C 10 (10 A)	
B 16 (16 A)	30
C 16 (16 A)	

Expected lifetime

Lamp power	Lamp type	ta	40 °C	50 °C	55 °C	60 °C	65 °C	70 °C	75 °C	80 °C
							70 °C			
1 x 32 W	TC - TEL	Lifetime		80,000 h						